

Heavy duty modular construction designed to protect the air intake and exhaust openings in the exterior walls of any building from rain and weather while still providing efficient airflow. Aluminum finish is ready for you to paint in the field or leave as mill finish.

**STANDARD CONSTRUCTION:**

**FRAME**

- 4" deep channel x .063" thick Aluminum.

**BLADES**

- K style, .063" thick Aluminum, positioned at a 45 degree angle and spaced approximately 4" centers.

**CONSTRUCTION**

- Tabbed.

**BIRDSCREEN**

- 1/2" Flattened Aluminum mounted on the interior.

**FINISH**


- Mill.

**MINIMUM SIZE**

- 18" W x 18" H

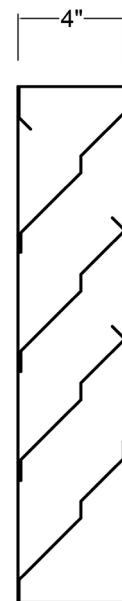
**MAXIMUM SINGLE SECTION SIZE**

- 48" W x 72" H
- Sizes over 48" Wide constructed in multiple sections. Modular design provides seamless mullions from the front side. No need for mullion covers.



FRONT VIEW

*Note: Above "A" and "B" dimensions are undersized by 1/2" + or - normal tolerance of .0625".*



SIDE VIEW

# MODEL AFL

## FREE AREA CHART (SQ. FT.):

		LOUVER WIDTH IN INCHES							
		18	24	30	36	42	48	54	60
LOUVER HEIGHT IN INCHES	18	0.87	1.22	1.57	1.92	2.27	2.62	2.82	3.17
	24	1.26	1.77	2.27	2.78	3.28	3.79	4.08	4.59
	30	1.54	2.15	2.77	3.38	4.00	4.61	4.97	5.58
	36	1.81	2.53	3.26	3.98	4.71	5.43	5.85	6.58
	42	2.08	2.92	3.75	4.58	5.42	6.25	6.74	7.57
	48	2.36	3.30	4.42	5.19	6.13	<b>7.07</b>	7.62	8.56
	54	2.63	3.68	4.73	5.79	6.84	7.89	8.50	9.56
	60	2.90	4.07	5.23	6.39	7.55	8.71	9.39	10.55
	66	3.18	4.45	5.72	6.99	8.26	9.53	10.73	11.54
	72	3.45	4.83	6.21	7.59	8.97	10.35	11.16	12.54

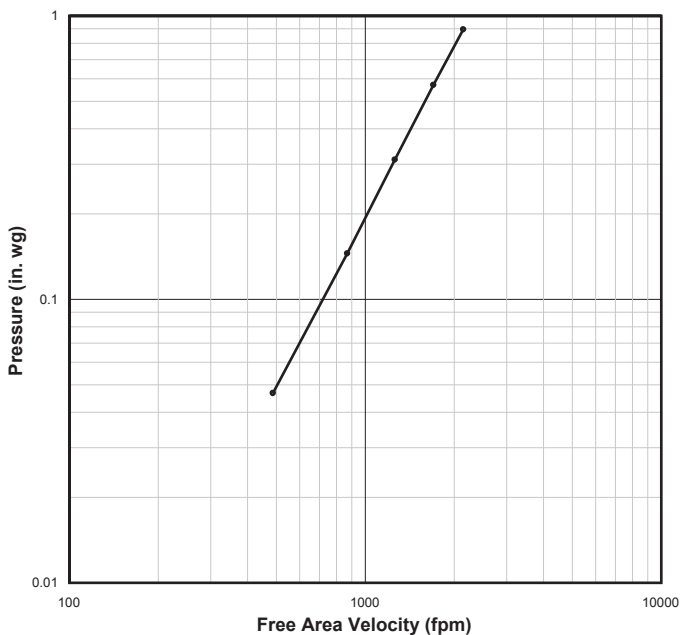
Note: Listed widths over 48" built in two panels.

Estimated Free Area calculations are based upon AMCA standard 500-L, actual performance may vary.

### PRESSURE DROP

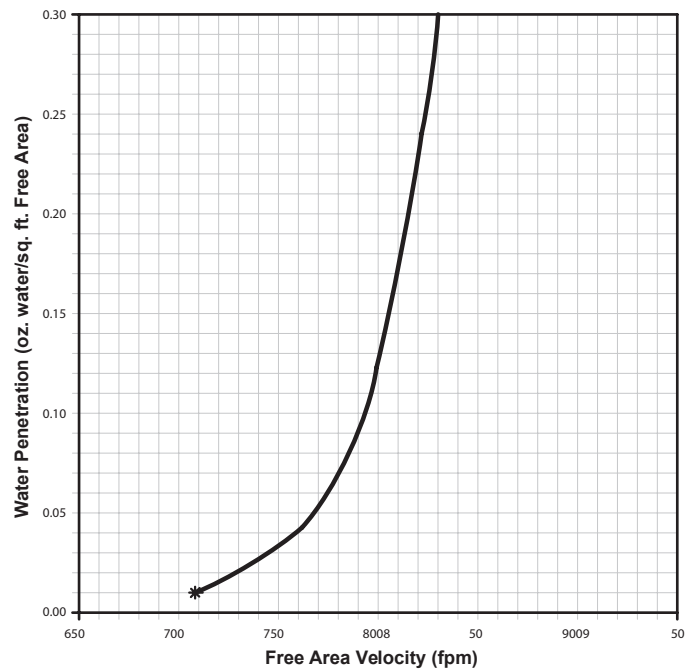
Standard Air - .075 lbs per cubic foot  
Test size - 48" x 48" (Intake)

Ratings do not include the effect of a birdscreen



### WATER PENETRATION

Standard Air - .075 lbs per cubic foot  
Test size - 48" x 48" for a 15 minute duration



The beginning point of water penetration at .01 oz./sq. ft. is 709 fpm free area velocity.

Air Conditioning Products certifies that the Model AFL was tested according to AMCA Standard 500. These tests were performed under certain sets of laboratory conditions. These performance ratings do not guarantee that other environmental conditions may actually occur. Use safety factors when selecting louver sizes based upon performance.

For detailed information on our Limited Warranty Policy, please visit [www.acpshutters.com](http://www.acpshutters.com), or call (734) 326-0050.