

AUTOMATIC WALL SHUTTER - SINGLE PANEL MODEL EASR-SP

Front flanged vertical mount gravity exhaust shutter uses counter balanced blades to minimize wear load on electric fan motor. Shutter is designed to allow horizontal airflow in one direction and to prevent reverse airflow and provide protection from environmental elements when airflow stops. Counter balanced blades open with airflow and close by gravity when airflow stops. Ideal for direct-drive or belt-driven exhaust fans. Recommended for vertical mount applications only. Application uses includes commercial, industrial, agricultural and residential. *(Do not use with vane axial or tube axial fans).*

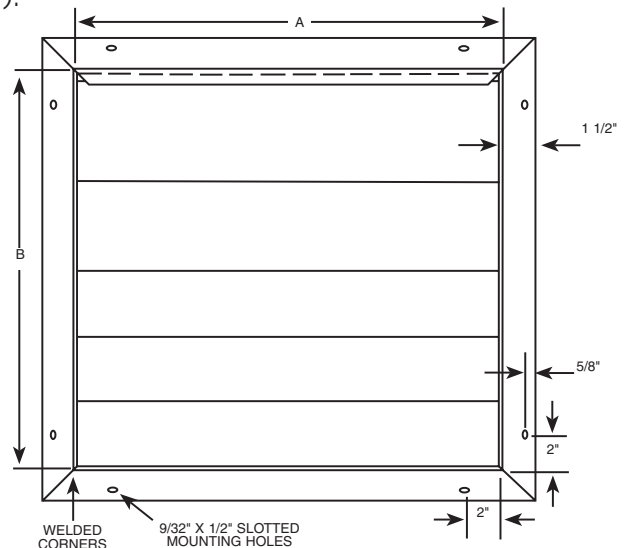
Features:

Frame

- .062 mill finish 6063T5 or T6 extruded aluminum.
- Welded corners provide rigidity and durability.
- Integrated weather stripping incorporated into frame for additional strength and weather protection.
- Prepunched oblong mounting holes.
- Easy to motorize (optional motor pack model MTR-556 SP).

Blades

- 26 gauge 3105 mill finish aluminum.
- Galvanized reinforcement strip across top of blade for added strength and counter balancing and efficiency.
- Felt seal on leading edge of blade for tight closure and quiet operation.
- Flanged ends of blades provide additional weather seal protection.
- Center mounted galvanized steel tie-rod connects blades for uniform opening and closing.
- 304 stainless steel pivot pins, rivets and bushings.
- Opens freely to allow full 90 degree opening and closing.
- Counter balanced blades allow shutter to be mounted vertically to 45 degrees.



FRONT VIEW

Size limitations – Single Panel Only

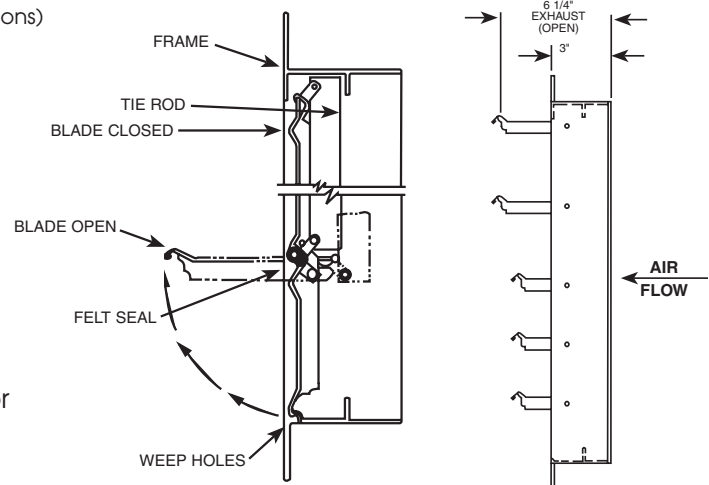
- Minimum panel size 10" W x 10" H (See A & B Dimensions)
- Maximum panel size 36" W x 36" H (See A & B Dimensions)

Ratings

- Maximum recommended velocity is 2,500 FPM of free area
- Temperature - -40 F to 180 F

Options and Accessories (at additional cost)

- Motor pack (model MTR-556 SP) – see various voltage offerings
- Manual pull chain
- Blades - polar white finish
- Custom sizes available in whole inch increments for width and height.



SIDE VIEW

Note: Above dimensions + or - normal tolerance of .0625"

MODEL EASR-SP

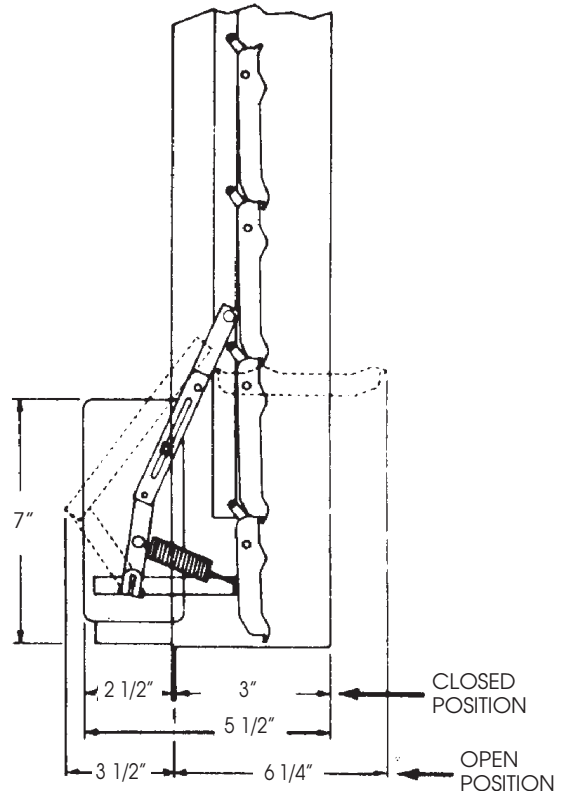
MOTOR PACKS

MTR-556 SP Motor pack Optional.

Model MTR-556 SP Motor Packs are equipped with motor bracket, linkage and mounting hardware, installation instructions and parts list.

Model MTR-556 SP Motor Packs are designed to be used with Model 556-SP, EAS-SP, EASR-SP & FGS-SP Exhaust Shutters. Field installation required to convert motorized operation. This motor pack features power open spring close, which provides closure in the event of electrical failure.

*Side view of shutter frame and installed motor pack



*Maximum Operating Dimensions

SPECIFICATIONS

Motor Pack Part Number	Power Supply Required	Running AMPS	Stall Torque	Lead Length
MTR-556 SP	115/230V, 60 Hz	.20/.14	41/47 in.lbs	6"
MTR-556 SP 24V	24V, 60HZ	1.02	42 in.lbs	6"
MTR-556 SP 208V	208V, 60Hz	0.10	42 in.lbs	6"
MTR-556 SP 277V	277V, 60Hz	0.12	50 in.lbs.	6"
MTR-556 SP 460V	460V, 60 Hz	0.11	48 in.lbs	6"

Note: 50 Hz versions of above motor packs available but not UL rated).
 (*) Motor is single-phase, continuous duty with a 40°C, (104°F) maximum ambient temperature.

Standard Sizes

Part No.	Inside Frame Dimension (width X height)	Overall Frame Dimension (width X height)	Recommend Hole Opening (width X height)	Face Area (Sq. Ft.)	Free Area (Sq. Ft.)	Est. Shipping Weight
EASR-10"	10" x 10"	13" x 13"	10 1/2" x 10 1/2"	0.69	0.57	4.00
EASR-12"	12" x 12"	15" x 15"	12 1/2" x 12 1/2"	1.00	0.79	4.50
EASR-16"	16" x 16"	19" x 19"	16 1/2" x 16 1/2"	1.78	1.44	6.50
EASR-18"	18" x 18"	21" x 21"	18 1/2" x 18 1/2"	2.25	1.82	7.50
EASR-20"	20" x 20"	23" x 23"	20 1/2" x 20 1/2"	2.78	2.28	8.50
EASR-24"	24" x 24"	27" x 27"	24 1/2" x 24 1/2"	4.00	3.32	11.00
EASR-30"	30" x 30"	33" x 33"	30 1/2" x 30 1/2"	6.25	5.16	15.00
EASR-36"	36" x 36"	39" x 39"	36 1/2" x 36 1/2"	9.00	7.44	19.00
EASR-39"	39" x 39"	42" x 42"	39 1/2" x 39 1/2"	10.56	8.45	25.00

Note: Dimension are approximate due to normal tolerances in the manufacturing process.
 Estimated Free Area calculation is based upon the following formula: MD(A+B+ (N x C))/144.
 Free Area x FPM = CFM; actual performance may vary.

LIMITED WARRANTY

All products manufactured are warranted by Air Conditioning Products Company (ACP) to be free from original defects in workmanship for a period of one year from date of shipment, under conditions of normal use and service. ACP will replace or repair any defective parts upon return to our plant, freight prepaid. This limited warranty will, in no way, include the payment of labor charges for field replacement of defective parts, installation, repairs of adjustments, or any other work done. Back charges will not be accepted for any reason unless ACP has given prior written permission, nor will ACP be responsible for consequential damages of any character, no limited warranty expressed or implied will supersede the foregoing.

Manufactured for Air Conditioning Products Co.
 30350 Ecorse Road • Romulus, MI 48174
 acpshutters.com